

Directions: Build the word say the sounds



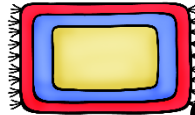
___ad



___at



___ad



___at



___ad



___at



___ad



___at




___ad



___at



___ad



___at

Directions: Build the word say the sounds



___ab




___ab




___ap




___ap




___ad



___ad



___at




___at



___ap



___at



___at



___at

Directions: Build the word say the sounds




___ad



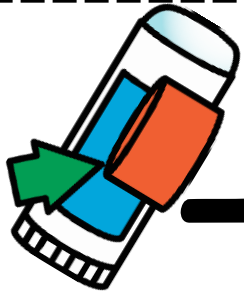
___ad



___ag



___ag



___ap




___ap



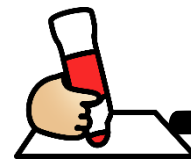
___ap



___at



___at



___ab



___ab



___ad

Directions: Build the word say the sounds



___am

___ad



___ag



___am

___ap

___ap



___ad




___ag

___at

___ab

___ab



___ad

Directions: Build the word say the sounds



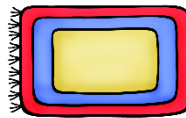
la__



ra__



da__



ma__



ma__




ha__



ba__



fa__



pa__



ca__



sa__



ba__

Directions: Build the word say the sounds



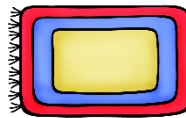
la__



ra__



da__



ma__



ma__




ha__



ba__



fa__



pa__



ca__



sa__



ba__

Directions: Build the word say the sounds



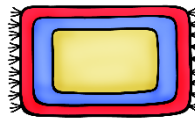
l _ d



r _ t



d _ d



m _ t



m _ d




h _ t




b _ d



f _ t




p _ d



c _ t



s _ d




b _ t

Directions: Build the word say the sounds




c _ _ b



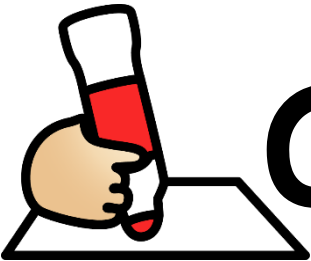
s _ _ g



l _ _ b



b _ _ g




d _ _ b



r _ _ g




g _ _ b



t _ _ g



j _ _ b



w _ _ g



t _ _ b




g _ _ g

Directions: Build the word say the sounds




__ab



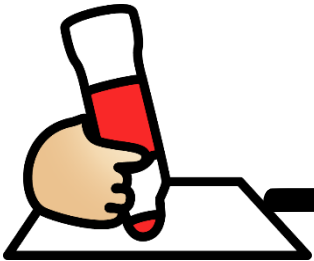
__ag



__ab



__ag




__ab



__ag



__ab



__ag



__ab



__ag



__ab




__ag

Directions: Build the word say the sounds




ca__



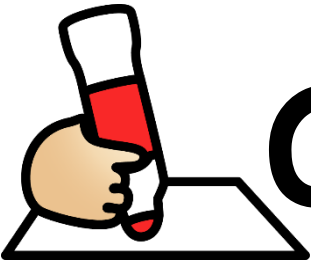
sa__



la__



ba__




da__



ra__



ga__



ta__



ja__



wa__



ta__



ga__

Directions: Build the word say the sounds



ya__




pa__




ra__




va__



ja__



ra__




ha__



ma__



da__



fa__



ma__



ca__


Directions: Build the word say the sounds



__am




__an




__am




__an



__am



__an




__am



__an



__am



__an



__am




__an


Directions: Build the word say the sounds



y _ _ m




p _ _ n




r _ _ m




v _ _ n




j _ _ m




r _ _ n




h _ _ m




m _ _ n




d _ _ m



f _ _ n



m _ _ m



c _ _ n

Directions: Build the word say the sounds



ya__




pa__




ra__




va__



ja__



ra__




ha__



ma__



da__



fa__




ma__



ca__

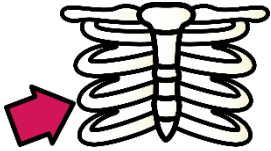
Directions: Build the word say the sounds



__ib



__ig




__ib



__ig



__id



__ig




__id



__ig




__id



__ig




__id



__ig

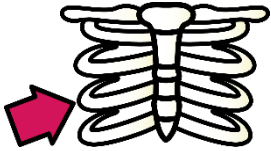
Directions: Build the word say the sounds



bi__



bi__




ri__



di__



li__



fi__




hi__



ri__




ri__



pi__




ki__



wi__

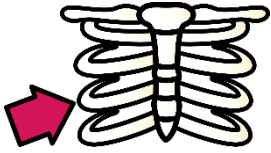
Directions: Build the word say the sounds



b _ _ b



b _ _ g




r _ _ b



d _ _ g



L _ _ d



f _ _ g




h _ _ d



r _ _ g




r _ _ d



p _ _ g



k _ _ d



w _ _ g


Directions: Build the word say the sounds



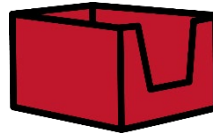
d _ _ m



f _ _ n




r _ _ m




b _ _ n



h _ _ m



z _ _ p




p _ _ n



d _ _ p



t _ _ n



t _ _ p



w _ _ n



s _ _ p


Directions: Build the word say the sounds



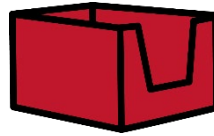
di_ _ _



fi_ _ _




ri_ _ _




bi_ _ _



hi_ _ _



zi_ _ _




pi_ _ _



di_ _ _



ti_ _ _



ti_ _ _



wi_ _ _



si_ _ _


Directions: Build the word say the sounds



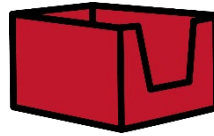
___im



___in




___im




___in



___im



___ip



___in



___ip



___in



___ip




___in



___ip


Directions: Build the word say the sounds



r _ _ p




f _ _ t



l _ _ p



k _ _ t



h _ _ t



l _ _ t



b _ _ t




m _ _ x



p _ _ t



s _ _ x




s _ _ t




f _ _ x


Directions: Build the word say the sounds



ri _ _




fi _ _



li _ _



ki _ _



hi _ _



li _ _



bi _ _




mi _ _



pi _ _



si _ _




si _ _



fi _ _


Directions: Build the word say the sounds



__ip




__it



__ip



__it



__it




__it



__it




__ix



__it



__ix



__it




__ix

Directions: Build the word say the sounds



c _ _ b



n _ _ d




b _ _ b



r _ _ d




r _ _ b



p _ _ d



r _ _ b



h _ _ g



j _ _ b



l _ _ g




s _ _ b




j _ _ g

Directions: Build the word say the sounds



___ob



___od




___ob



___od




___ob



___od



___ob



___og



___ob



___og



___ob




___og

Directions: Build the word say the sounds



co____



no____




bo____



ro____




ro____



po____



mo____



ho____



jo____



lo____



so____



jo____

Directions: Build the word say the sounds



f _ _ g



p _ _ p



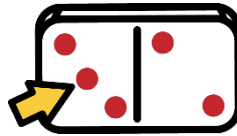
d _ _ b




m _ _ p



m _ _ m



d _ _ t



h _ _ p



h _ _ t




c _ _ p



p _ _ t



t _ _ p



r _ _ t

Directions: Build the word say the sounds



___og



___op



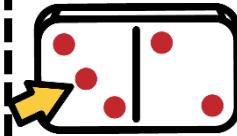
___og




___op



___om



___ot



___op



___ot




___op



___ot



___op



___ot

Directions: Build the word say the sounds



fo____



po____



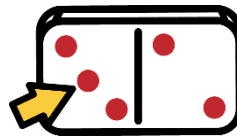
do____




mo____




mo____



do____



ho____



ho____




co____



po____




to____




ro____

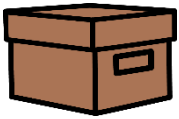
Directions: Build the word say the sounds




c _ _ t



c _ _ b



b _ _ x



b _ _ d



f _ _ x




m _ _ d



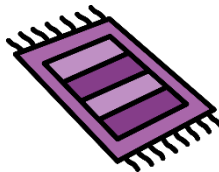
t _ _ b



j _ _ g



r _ _ b



r _ _ g




s _ _ b




m _ _ g

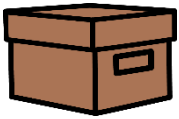
Directions: Build the word say the sounds




co__



cu__



bo__



bu__



fo__




mu__



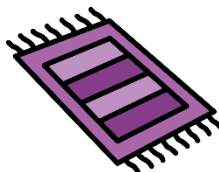
tu__



ju__



ru__



ru__

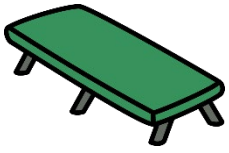


su__




mu__

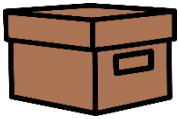
Directions: Build the word say the sounds




___ot



___ub



___ox



___ud



___ox




___ud



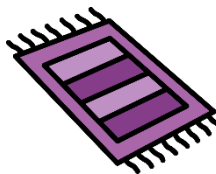
___ub



___ug



___ub



___ug




___ub



___ug

Directions: Build the word say the sounds



h _ _ g




g _ _ m



d _ _ g



s _ _ m



b _ _ g



r _ _ n



y _ _ m



n _ _ n



s _ _ m



f _ _ n




h _ _ m



b _ _ n

Directions: Build the word say the sounds



hu___




gu___



du___



su___



bu___




ru___



yu___



nu___



su___



fu___




hu___




bu___

Directions: Build the word say the sounds



___ug




___um



___ug



___un



___ug



___un



___um



___un



___um



___un




___um



___un


Directions: Build the word say the sounds




c _ _ p




t _ _ x



p _ _ p



b _ _ s



c _ _ t



n _ _ t



h _ _ t


Directions: Build the word say the sounds



cu _ _ _




tu _ _ _



pu _ _ _



bu _ _ _



cu _ _ _

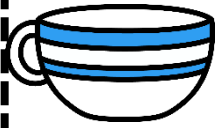


nu _ _ _



hu _ _ _


Directions: Build the word say the sounds



___up




___ux



___up



___us



___ut



___ut



___ut

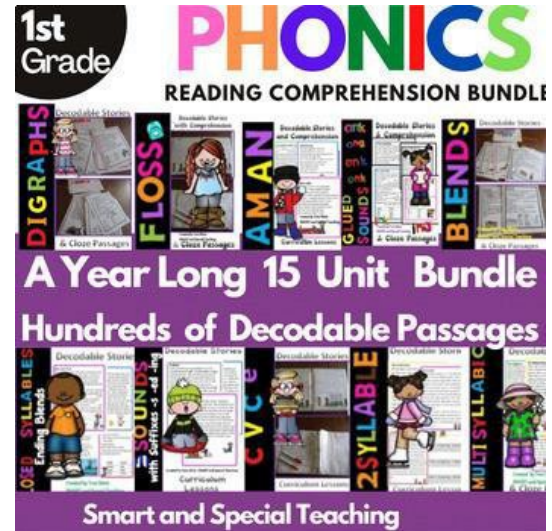
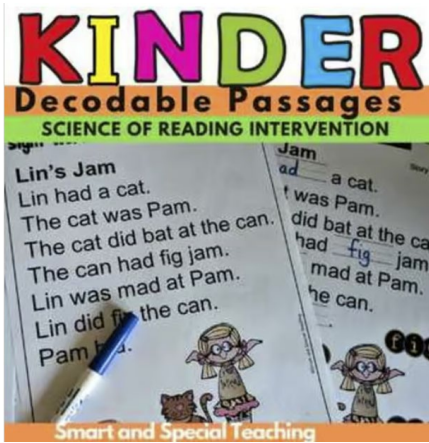
Looking for Reading Decodable Bundles?

-click to go-

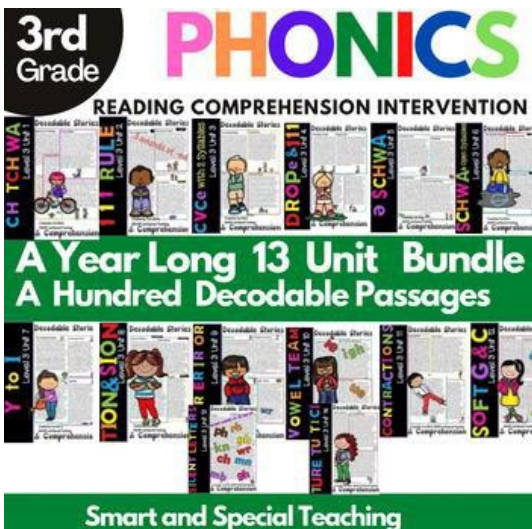
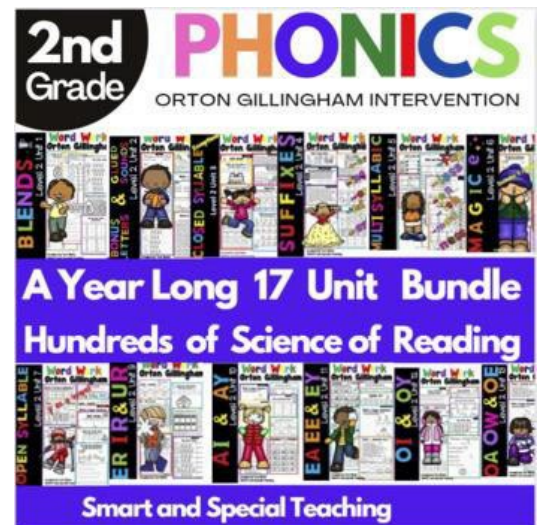



Level K


First



Second



Third




Looking for **Worksheets, Centers, and Activities**
-click to go-

First


1st Grade PHONICS
READING INTERVENTION BUNDLE

A Year Long 14 Unit RTI Bundle
Science of Reading Intervention

Smart and Special Teaching



Second



2nd Grade PHONICS
ORTON GILLINGHAM INTERVENTION

A Year Long 17 Unit Bundle
Hundreds of Science of Reading


Smart and Special Teaching

3rd Grade PHONICS
ORTON GILLINGHAM INTERVENTION

A Year Long 14 Unit Bundle
Hundreds of Science of Reading

Smart and Special Teaching

Third




Looking for **Worksheets, Centers, and Activities**
-click to go-


speech to
 print
 spelling




First



Second



Third



speech to
print

Passages & Activities

SPEECH to PRINT

Reading Intervention


2nd & 3rd

au oo ee ie ow ea aw ou ay oe

Words to Use

read
meat
more

SMART and Special Teaching





Thank you for downloading!

I sincerely hope that you find this resource to be useful in your classroom. If you have any questions or suggestions, feel free to contact me via email: tonistirtz@gmail.com



- Let's connect!



- Terms of Use

- Every page of this resource is copyrighted. You may not use any part of this resource to create another resource.
- This resource is licensed for single-classroom use only. Do not redistribute.
- Uploading this resource to the internet is strictly forbidden.
- You may share about the use of this resource on blogs and/or social media, but please credit [Smart and Special Teaching](#) and provide a link when possible.

Thank you for downloading this product. I hope that these materials will be helpful for your students.

My Terms of Use: Purchases and freebies from my store are for a single user only. If you are looking to share, please purchase an additional, discounted license. All resources are for educational use only, and not for commercial use or resale in any form.

NOTE: THE BUYER IS NOT AUTHORIZED TO POST THIS RESOURCE ON AMAZON INSPIRE OR ANY OTHER WEB HOSTED SITE WITHOUT MY PERMISSION.

Please follow me as I will be adding add new SMART board and print materials soon. Happy SMART and Special teaching!

Please follow my blog: Smart and Special Teaching

Decodable Stories Ending Blends (Glued Unit Sounds) with cloze passages

